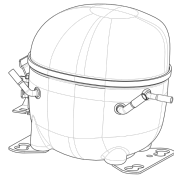


220-240V 50 1~



GENERAL DATA

Application: LBP
Refrigerant: R290
Evaporating Temperature Range: -40°C to -10°C
Compressor Cooling: Fan
Fan air flow: 520 m³/h
Type: Hermetic reciprocating
Technology Type: On-Off
Expansion Device: Capillary Tube or Expansion Valve
Packing Quantity: Single - 1 pc
Displacement: 16.8 cm³
Horse power: 3.4 hp

Approvals:    

MECHANICAL DATA

Bore: 31.19 mm
Stroke: 22 mm
Oil Charge: 350ml +/-15ml
Free Internal Volume: 2.1 cm³
Maximum Recommended Refrigerant Charge: 150 g
Oil Type Configuration: Polyolester
Oil Type Viscosity: ISO22
Compressor pressurization: Without dry air charge
Weight: 12.3 kg

ELECTRICAL DATA

Motor Type: CSR
Starting Torque: HST
Voltage working range at 50 Hz: 198-254 V
Maximum Motor Temperature: 130 °C
Start Winding Resistance: 11.03 Ω (± 10%) at 25°C
Run Winding Resistance: 5.15 Ω (± 10%) at 25°C
Locked Rotor Amperage (LRA): 21 A

MOUNTING ACCESSORIES

	Description	Code
Terminal Board:	no	-
Anchorage:	no	-
Capacitor Bracket:	no	-
Washer:	no	-
Pin:	no	-
Clip:	no	-
Rotolock valve:	no	-
Grommets:	yes	2221011
Sleeves:	yes	2222018
Overload Protector Bracket:	yes	2075299
Cover:	yes	2075278

ELECTRICAL COMPONENTS

	Component type	Description	Code
Starting Device:	Potential relay	RVA3AN3C-647	1253026
Start Capacitor:		88-108 MFD 330V	2252269
Run Capacitor:		10 MFD	2253316
Motor Protection:	External 3/4"	MST30AMK-3261	2321139
CSR / CSIR Box:	yes		1272379

EXTERNAL CHARACTERISTICS

Base Plate: European
Tray Holder: No
Height: 206 mm

	Internal Diameter (mm)	Material	Shape
Suction Connector	8.1	Copper	Slanted 42°
Discharge Connector	6.1	Copper	Straight
Process Connector	6.1	Copper	Slanted 42°

RATED POINT DATA

Cooling Capacity (W)	Power Consumption (W)	Current Consumption (A)	Gas Flow Rate (kg/h)	Efficiency (W/W)
±5%	±5%	±5%	±5%	±7%
794	508	2.42	8.06	1.56

Test condition: ASHRAE, Fan, Return Gas 32.2°C, Evaporating: -23.3°C, Condensing: 54°C, Ambient: 32.2°C, Liquid: 32.2°C

PERFORMANCE CURVE DATA

220V 50Hz

Condensing Temperature (°C)	Evaporating Temperature (°C)	Cooling Capacity (W)	Power Consumption (W)	Current Consumption (A)	Gas Flow Rate (kg/h)	Efficiency (W/W)
		±5%	±5%	±5%	±5%	±7%
35°C	-10	1 514	561	2.66	15.55	2.70
	-15	1 247	517	2.46	12.75	2.41
	-20	1 012	473	2.26	10.30	2.14
	-25	807	430	2.07	8.19	1.88
	-30	634	388	1.88	6.41	1.63
	-35	491	347	1.69	4.96	1.42
	-40	380	306	1.51	3.83	1.24

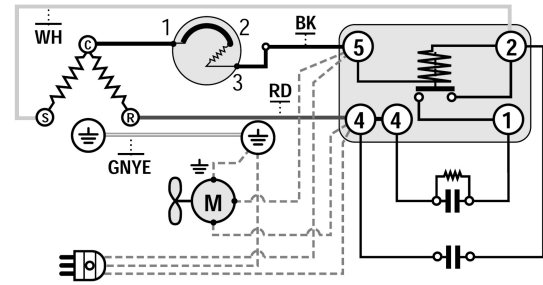
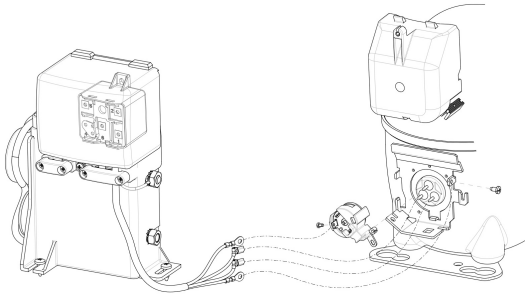
Condensing Temperature (°C)	Evaporating Temperature (°C)	Cooling Capacity (W)	Power Consumption (W)	Current Consumption (A)	Gas Flow Rate (kg/h)	Efficiency (W/W)
		±5%	±5%	±5%	±5%	±7%
45°C	-10	1 453	623	2.96	14.92	2.33
	-15	1 198	567	2.70	12.24	2.11
	-20	971	513	2.46	9.89	1.89
	-25	774	461	2.22	7.85	1.68
	-30	606	411	2.00	6.13	1.47
	-35	467	364	1.79	4.72	1.28

Condensing Temperature (°C)	Evaporating Temperature (°C)	Cooling Capacity (W)	Power Consumption (W)	Current Consumption (A)	Gas Flow Rate (kg/h)	Efficiency (W/W)
		±5%	±5%	±5%	±5%	±7%
55°C	-10	1 369	687	3.24	14.05	1.99
	-15	1 128	618	2.92	11.53	1.83
	-20	914	553	2.62	9.31	1.65
	-25	728	491	2.34	7.38	1.48
	-30	569	433	2.08	5.76	1.31

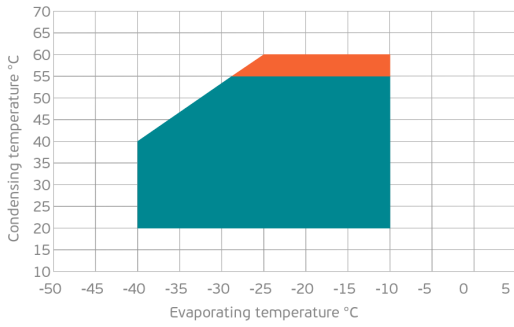
Test condition: ASHRAE, Fan, Return Gas 32.2°C, Ambient: 32.2°C, Liquid: 32.2°C

ASSEMBLY INSTRUCTION

WIRING DIAGRAM

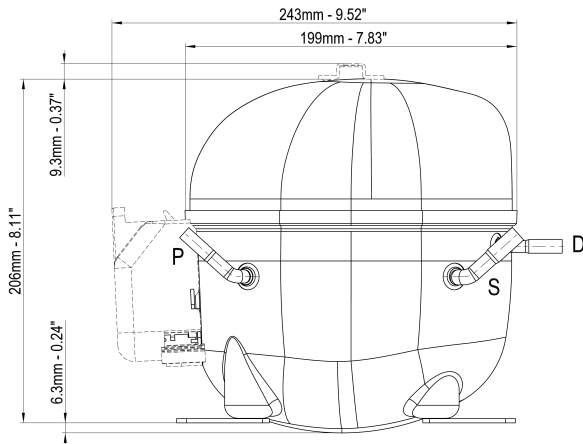


OPERATING ENVELOPE

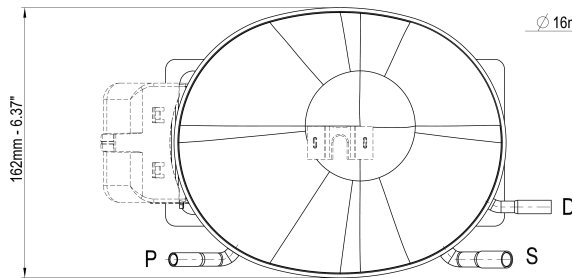


- Operating Condition
- Transient Condition
- Superheating

NOTE: usage of compressors outside of intended working range cannot make use of the warranty, or should be consulted with Technical support.



	∅ mm	∅ in	Material
S - Suction	8.10 - 8.20	0.32	Cu
P - Process	6.10 - 6.20	0.24	Cu
D - Discharge	6.10 - 6.20	0.24	Cu



∅ 16mm - 0.63" (x6)

