

230V 50 1~**GENERAL DATA****Application:** M/HBP**Refrigerant:** R404A**Evaporating Temperature Range:** -20°C to 10°C**Compressor Cooling:** Fan**Fan air flow:** 800 m³/h**Type:** Hermetic reciprocating**Technology Type:** On-Off**Expansion Device:** Capillary Tube or Expansion Valve**Packing Quantity:** Multi - 36 pcs**Displacement:** 32.7 cm³**Horse power:** 1.5 hp
Approvals:





**MECHANICAL DATA****Bore:** 41.77 mm**Stroke:** 23.85 mm**Oil Charge:** 750ml +/-15ml**Free Internal Volume:** 3.9 cm³**Maximum Recommended Refrigerant Charge:** 800 g**Oil Type Configuration:** Polyolester**Oil Type Viscosity:** ISO22**Compressor pressurization:** Dry air charge**Weight:** 22.7 kg**ELECTRICAL DATA****Motor Type:** CSR**Starting Torque:** HST**Voltage working range at 50 Hz:** 207-253 V**Maximum Motor Temperature:** 130 °C**Start Winding Resistance:** 5.4 Ω (± 10%) at 25°C**Run Winding Resistance:** 1.75 Ω (± 10%) at 25°C**MOUNTING ACCESSORIES**

	Description	Code
Cover:	yes	2075281
Terminal Board:	no	-
Anchorage:	no	-
Overload Protector Bracket:	no	-
Capacitor Bracket:	no	-
Grommets:	yes	2221004
Sleeves:	yes	2222016
Washer:	no	-
Pin:	no	-
Clip:	no	-
Rotolock valve:	no	-

ELECTRICAL COMPONENTS

	Component type	Description	Code
Run Capacitor:		25 MFD	2253313
Starting Device:	Potential relay	RVA3H3C-108	1253007
Start Capacitor:		130-156 MFD 330V	2252274
Motor Protection:	External 3/4"	T0878/C9 MRA3764-3074	2289029
CSR / CSIR Box:	yes		1262241

EXTERNAL CHARACTERISTICS**Base Plate:** Large**Tray Holder:** No**Height:** 276 mm

	Internal Diameter (mm)	Material	Shape
Suction Connector	12.77	Copper	Vertical
Discharge Connector	8	Copper	Slanted 65°



RATED POINT DATA

Cooling Capacity (W)	Power Consumption (W)	Current Consumption (A)	Gas Flow Rate (kg/h)	Efficiency (W/W)
±5%	±5%	±5%	±5%	±7%
4 738	2 150	9.87	132.13	2.20

Test condition: ASHRAE, Fan, Return Gas 35°C, Subcooling 8.3K, Evaporating: 7.2°C, Condensing: 54°C, Ambient: 35°C

PERFORMANCE CURVE DATA

230V 50Hz

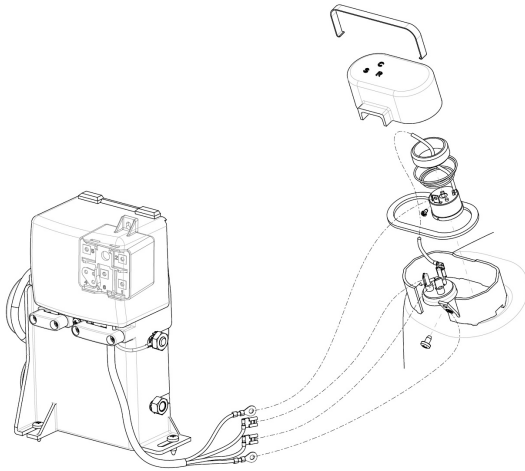
Condensing Temperature (°C)	Evaporating Temperature (°C)	Cooling Capacity (W)	Power Consumption (W)	Current Consumption (A)	Gas Flow Rate (kg/h)	Efficiency (W/W)
35°C		±5%	±5%	±5%	±5%	±7%
	10	7 009	1 815	8.31	159.37	3.86
	5	5 981	1 736	7.99	134.51	3.45
	0	5 038	1 646	7.64	112.19	3.06
	-5	4 181	1 547	7.24	92.31	2.70
	-10	3 410	1 438	6.79	74.74	2.37
	-15	2 725	1 320	6.30	59.35	2.06
-20	2 126	1 190	5.76	46.04	1.79	

Condensing Temperature (°C)	Evaporating Temperature (°C)	Cooling Capacity (W)	Power Consumption (W)	Current Consumption (A)	Gas Flow Rate (kg/h)	Efficiency (W/W)
45°C		±5%	±5%	±5%	±5%	±7%
	10	6 080	2 040	9.35	153.41	2.98
	5	5 155	1 910	8.78	128.52	2.70
	0	4 313	1 778	8.20	106.34	2.43
	-5	3 554	1 642	7.63	86.77	2.16
	-10	2 878	1 503	7.05	69.68	1.92
	-15	2 286	1 360	6.46	54.96	1.68
-20	1 776	1 214	5.86	42.47	1.46	

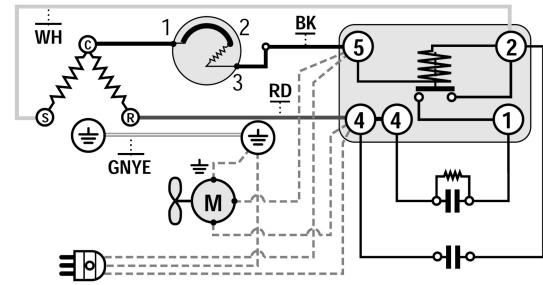
Condensing Temperature (°C)	Evaporating Temperature (°C)	Cooling Capacity (W)	Power Consumption (W)	Current Consumption (A)	Gas Flow Rate (kg/h)	Efficiency (W/W)
55°C		±5%	±5%	±5%	±5%	±7%
	10	5 114	2 272	10.44	145.49	2.25
	5	4 296	2 091	9.60	120.72	2.05
	0	3 559	1 914	8.80	98.84	1.86
	-5	2 901	1 740	8.04	79.74	1.67
-10	2 324	1 570	7.31	63.29	1.48	

Test condition: ASHRAE, Fan, Return Gas 35°C, Subcooling 8.3K, Ambient: 35°C

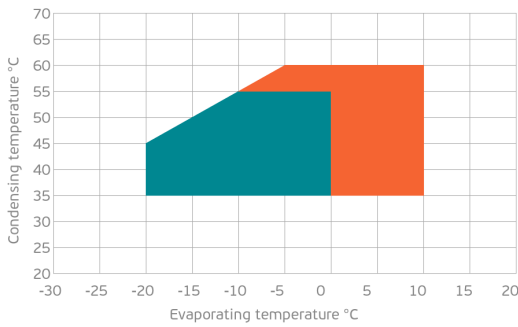
ASSEMBLY INSTRUCTION



WIRING DIAGRAM



OPERATING ENVELOPE



- Operating Condition
- Transient Condition
- Superheating

NOTE: usage of compressors outside of intended working range cannot make use of the warranty, or should be consulted with Technical support.

