

SC10MLX MBP Compressor R404A/R507 208-230V 60Hz & 220-240V 50Hz

General

Code number	104L2506
Approvals	EN 60335-2-34, UL984
Compressors on pallet	80

Application

Application	MBP			
	Hz	50	60	
Frequency	Hz	50	60	
Evaporating temperature	°C	-23.3 to 7.2	-23.3 to 7.2	
Voltage range	V	187 - 254	187 - 254	
Max. condensing temperature continuous (short)	°C	50 (60)	50 (60)	
Max. winding temperature continuous (short)	°C	125 (135)	125 (135)	

Cooling requirements

Frequency	Hz	50			60		
		LBP	MBP	HBP	LBP	MBP	HBP
32°C		-	F ₂	-	-	F ₂	-
38°C		-	F ₂	-	-	F ₂	-
43°C		-	F ₂	-	-	F ₂	-
Remarks on application:							

Motor

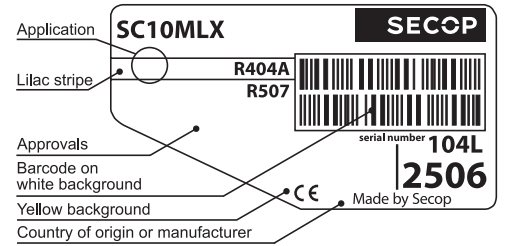
Motor type	CSIR		
LRA (rated after 4 sec. UL984), HST LST	A	18.4	-
Cut in Current, HST LST	A	18.4	-
Resistance, main start winding (25°C)	Ω	4.3	15.3

Design

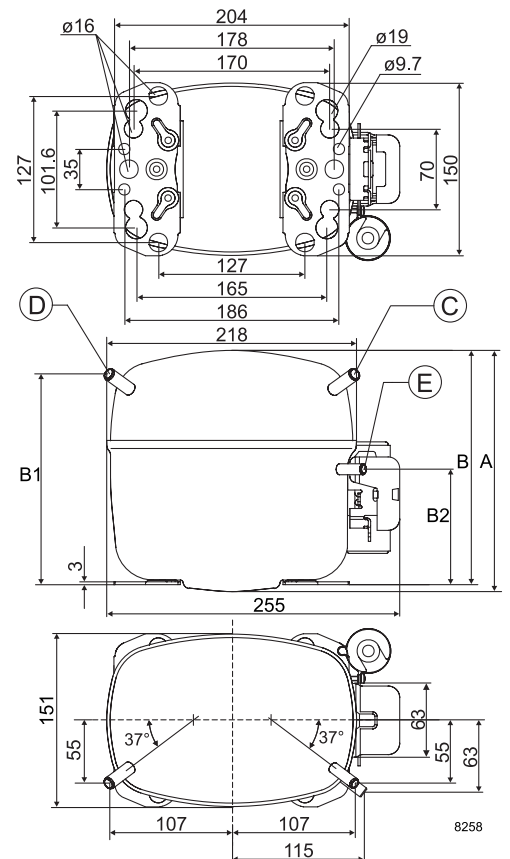
Displacement	cm ³	10.29
Oil quantity (type)	cm ³	600 (polyolester)
Maximum refrigerant charge	g	1300
Free gas volume in compressor	cm ³	1410
Weight without electrical equipment	kg	13.1

Dimensions

Height	mm	A	209
		B	203
		B1	183
		B2	100
Suction connector	location/I.D. mm angle	C	8.2 37°
	material comment	Copper Rubber plug	
Process connector	location/I.D. mm angle	D	6.5 37°
	material comment	Copper Rubber plug	
Discharge connector	location/I.D. mm angle	E	6.5 37°
	material comment	Copper Rubber plug	
Oil cooler connector	location/I.D. mm angle	F	-
	material comment	-	
Connector tolerance	I.D. mm		±0.09
Remarks:			



- S = Static cooling normally sufficient
- O = Oil cooling
- F₁ = Fan cooling 1.5 m/s (compressor compartment temperature equal to ambient temperature)
- F₂ = Fan cooling 3.0 m/s necessary
- SG = Suction gas cooling normally sufficient
- = not applicable in this area



ASHRAE MBP

 230V, 60Hz, fan cooling F₂

Evap. temp. in °C	-45	-40	-35	-30	-25	-23.3	-20	-15	-10	-6.7	-5	0	5	7.2	10	15	20
Capacity in W						452	550	717	909	1051	1130	1384	1676	1817			
Power cons. in W						462	510	581	650	696	721	795	877	915			
Current cons. in A						2.88	3.04	3.29	3.58	3.79	3.91	4.26	4.65	4.83			
COP in W/W						0.98	1.08	1.23	1.40	1.51	1.57	1.74	1.91	1.98			

ASHRAE MBP

 220V, 50Hz, fan cooling F₂

Evap. temp. in °C	-45	-40	-35	-30	-25	-23.3	-20	-15	-10	-6.7	-5	0	5	7.2	10	15	20
Capacity in W						400	479	615	773	891	957	1169	1413	1532			
Power cons. in W						428	461	510	557	587	603	648	692	712			
Current cons. in A						3.35	3.45	3.61	3.78	3.90	3.97	4.17	4.39	4.48			
COP in W/W						0.93	1.04	1.21	1.39	1.52	1.59	1.81	2.04	2.15			

EN 12900 Household (CECOMAF)

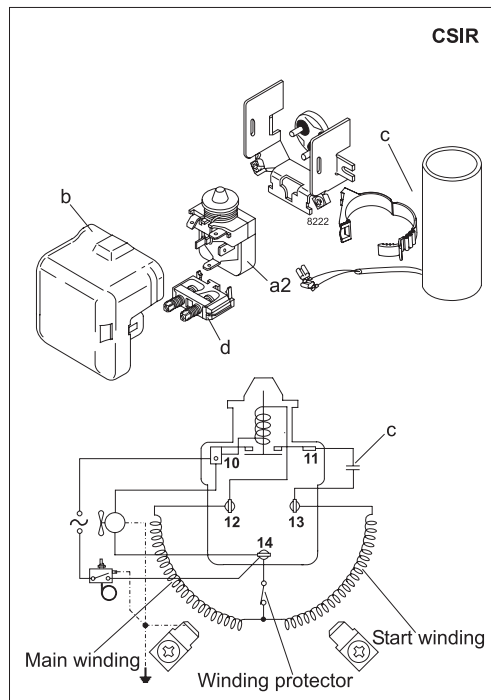
 230V, 60Hz, fan cooling F₂

Evap. temp. in °C	-45	-40	-35	-30	-25	-23.3	-20	-15	-10	-6.7	-5	0	5	7.2	10	15	20
Capacity in W						547	646	816	1015	1164	1246	1510	1812	1958			
Power cons. in W						470	504	557	612	651	672	740	817	856			
Current cons. in A						2.87	2.99	3.20	3.44	3.62	3.72	4.02	4.36	4.53			
COP in W/W						1.16	1.28	1.47	1.66	1.79	1.85	2.04	2.22	2.29			

EN 12900 Household (CECOMAF)

 220V, 50Hz, fan cooling F₂

Evap. temp. in °C	-45	-40	-35	-30	-25	-23.3	-20	-15	-10	-6.7	-5	0	5	7.2	10	15	20
Capacity in W						465	546	687	855	981	1051	1278	1537	1663			
Power cons. in W						416	442	481	518	543	556	594	633	650			
Current cons. in A						3.31	3.39	3.51	3.65	3.75	3.80	3.96	4.14	4.23			
COP in W/W						1.12	1.23	1.43	1.65	1.81	1.89	2.15	2.43	2.56			



Accessories for	SC10MLX	Figure	Code number	Test conditions	EN 12900/CECOMAF	ASHRAE MBP
PTC starting device	6.3 mm spade connectors	a1	–	Condensing temperature	45°C	54.4°C
	4.8 mm spade connectors		–	Ambient temperature	32°C	35°C
Starting relay	6.3 mm spade connectors	a2	117U6011	Suction gas temperature	32°C	35°C
Cover		b	103N2008	Liquid temperature	no subcooling	46.1°C
Start. capacitor 80 µF	6.3 mm spade connectors	c	117U5017			
Cord relief		d	103N1004			
Protection screen for PTC		g	–			
				Mounting accessories	Code number	
				Bolt joint for one comp.	Ø: 16 mm	118-1917
				Bolt joint in quantities	Ø: 16 mm	118-1918
				Snap-on in quantities	Ø: 16 mm	118-1919

Nidec GA Compressors accepts no responsibility for possible errors in catalogs, brochures, and other printed material. Nidec GA Compressors reserves the right to alter its products without notice. This also applies to products already on order provided that such alterations can be made without consequential changes being necessary to specifications already agreed. All trademarks in this material are the property of the respective companies. Secop and the Secop logotype are trademarks of Nidec Global Appliance Germany GmbH. All rights reserved. www.secop.com